


| Particulars | UACS CODE | Authorized Appropriation | Adjustments (Transfer To)/From, Realignment | Adjusted Appropriations | Allotments Received | Adjustments (Withdrawal, Realignment) | Transfer To | Transfer From | Adjusted Total Allotments | 1st Quarter Ending March 31 | 2nd Quarter Ending June 30 | 3rd Quarter Ending Sept. 30 | 4th Quarter Ending Dec. 31 | Total | 1st Quarter Ending March 31 | 2nd Quarter Ending June 30 | 3rd Quarter Ending Sept. 30 | 4th Quarter Ending Dec. 31 | Total | Unreleased Appropriations | Unobligated Allotment | Unpaid Obligations (15-20) = (23+24) | |
|---|------------------|--------------------------|---|-------------------------|---------------------|---------------------------------------|-------------|---------------|---------------------------|-----------------------------|----------------------------|-----------------------------|----------------------------|---------------|-----------------------------|----------------------------|-----------------------------|----------------------------|-------|---------------------------|-----------------------|--------------------------------------|-------------------|
| | | | | | | | | | | | | | | | | | | | | | | 19= (11+12+13+14) | 20= (16+17+18+19) |
| Purpose | 4000000000000000 | | 38,012.00 | 38,012.00 | 38,012.00 | | | | 38,012.00 | 38,011.08 | | | | 38,011.08 | 38,011.08 | | | | | 38,011.08 | | 92 | |
| Pension and Gratuity Fund | 4008000000000000 | | 38,012.00 | 38,012.00 | 38,012.00 | | | | 38,012.00 | 38,011.08 | | | | 38,011.08 | 38,011.08 | | | | | 38,011.08 | | 92 | |
| For payment of retirement and terminal leave benefits | 4008000000002000 | | 38,012.00 | 38,012.00 | 38,012.00 | | | | 38,012.00 | 38,011.08 | | | | 38,011.08 | 38,011.08 | | | | | 38,011.08 | | 92 | |
| PS | | | 38,012.00 | 38,012.00 | 38,012.00 | | | | 38,012.00 | 38,011.08 | | | | 38,011.08 | 38,011.08 | | | | | 38,011.08 | | 92 | |
| Sub-Total: SPF | | | 38,012.00 | 38,012.00 | 38,012.00 | | | | 38,012.00 | 38,011.08 | | | | 38,011.08 | 38,011.08 | | | | | 38,011.08 | | 92 | |
| PS | | | 38,012.00 | 38,012.00 | 38,012.00 | | | | 38,012.00 | 38,011.08 | | | | 38,011.08 | 38,011.08 | | | | | 38,011.08 | | 92 | |
| GRAND TOTAL | | | 38,012.00 | 38,012.00 | 38,012.00 | | | | 38,012.00 | 76,345,473.79 | | | | 76,345,473.79 | 71,105,489.11 | | | | | 71,105,489.11 | | (76,307,461.79) | 5,239,984.68 |
| PS | | | 38,012.00 | 38,012.00 | 38,012.00 | | | | 38,012.00 | 56,532,665.99 | | | | 56,532,665.99 | 56,530,893.54 | | | | | 56,530,893.54 | | (56,494,653.99) | 1,772.45 |
| MOOE | | | | | | | | | | 19,812,807.80 | | | | 19,812,807.80 | 14,574,595.57 | | | | | 14,574,595.57 | | (19,812,807.80) | 5,238,212.23 |

Certified Correct:

Certified Correct:

Recommended By:

Approved By:



Danganan, Jesus

Budget Officer

Date: 23/Apr/2019


Chief Accountant

Date:


Panlilio, John Erwin

Director, FMS

Date: 23/Apr/2019


Mallari, Myrna

Agency Head/Department

Date: 23/Apr/2019

This report was generated using the Unified Reporting System on 23/04/2019 17:51