


STATEMENT OF APPROPRIATIONS, ALLOTMENTS, OBLIGATIONS, DISBURSEMENTS AND BALANCES
As of the Quarter Ending June 30, 2016


Table with 2 columns: X (Current Year Appropriations), Supplemental Appropriations, Continuing Appropriations.


Department : State Universities and Colleges
Agency : TARLAC STATE UNIVERSITY
Operating Unit :
Organization Code (UAC) : 08 037 00 00000
Funding Source Code (as of 101)

Main data table with columns for Appropriations, Allotments, Current Year Obligations, Current Year Disbursements, and BALANCES. Rows include Agency Approved Budget, Agency Specific Budget, Automatic Appropriations, and Special Purpose Fund.

MPBF-PS Pension and Gratuity Fund	50100000 00 50104010 01	26,150,621.00 207,089.00	26,150,621.00 207,089.00	26,150,621.00 207,089.00	26,150,621.00 207,089.00	6,547,077.12 160,383.00	13,645,647.38 46,706.00	20,192,724.50 207,089.00	6,547,077.12 160,383.00	13,665,647.38 46,706.00	20,212,724.50 207,089.00	5,957,896.50	(20,000.00)
Sub-Total, Special Purpose Fund		26,357,710.00	26,357,710.00	26,357,710.00	26,357,710.00	6,707,460.12	13,692,353.38	20,399,813.50	6,707,460.12	13,712,353.38	20,419,813.50	5,957,896.50	(20,000.00)
PS		26,357,710.00	26,357,710.00	26,357,710.00	26,357,710.00	6,707,460.12	13,692,353.38	20,399,813.50	6,707,460.12	13,712,353.38	20,419,813.50	5,957,896.50	(20,000.00)
MOOE													
Fin Exp (if applicable)													
CO													
GRAND TOTAL		315,938,710.00	315,938,710.00	315,938,710.00	315,938,710.00	59,500,929.08	66,494,864.98	125,995,794.06	57,112,721.92	67,850,035.67	124,962,757.59	189,942,915.94	1,033,036.47
PS		194,380,710.00	194,380,710.00	194,380,710.00	194,380,710.00	44,253,118.59	50,964,935.15	95,218,053.74	42,559,890.92	52,617,134.16	95,177,025.08	99,162,656.26	41,028.66
MOOE		81,465,000.00	81,465,000.00	81,465,000.00	81,465,000.00	15,247,810.49	15,529,929.83	30,777,740.32	14,552,831.00	15,232,901.51	29,785,732.51	50,687,259.68	992,007.81
Fin Exp (if applicable)													
CO		40,093,000.00	40,093,000.00	40,093,000.00	40,093,000.00	40,093,000.00							
Recapitulation by MFO:		162,671,000.00	162,671,000.00	162,671,000.00	162,671,000.00	29,595,943.56	29,827,185.01	59,423,128.57	25,510,832.06	27,516,388.19	53,027,220.25	109,323,238.21	8,462,889.79
MFO 1		151,626,000.00	151,626,000.00	151,626,000.00	151,626,000.00	27,133,632.86	27,319,862.49	54,453,495.35	24,271,112.69	25,853,455.81	50,124,568.50	103,247,871.43	6,395,908.32
MFO 2		3,349,000.00	3,349,000.00	3,349,000.00	3,349,000.00	1,029,786.61	1,065,594.05	2,095,380.66	(140,567.54)	57,398.00	(83,169.54)	1,253,619.34	2,178,550.20
MFO 3		4,283,000.00	4,283,000.00	4,283,000.00	4,283,000.00	848,338.04	809,275.34	1,657,613.38	749,526.97	1,041,930.25	1,791,457.22	2,625,386.62	(133,843.84)
MFO 4		3,413,000.00	3,413,000.00	3,413,000.00	3,413,000.00	3,413,000.00	584,186.05	1,216,639.18	630,759.94	563,604.13	1,194,364.07	2,196,360.82	22,275.11
OF WHICH:													
Major Programs/Projects													
KRA No. 2 - Poverty Reduction and Empowerment of the Poor and Vulnerable		315,938,710.00	315,938,710.00	315,938,710.00	315,938,710.00	59,500,929.08	66,494,864.98	125,995,794.06	57,112,721.92	67,850,035.67	124,962,757.59	189,942,915.94	1,033,036.47

Certified Correct:

JESUS S. DANGANAN
 Budget Officer
 Date:

Certified Correct:

JOHN ERWIN C. PANLILIO
 Chief Accountant
 Date:

Approved By:

DR. MYRNA Q. MALLARI
 President
 Date: